


Slat band conveyor P-40-L

KNOLL
.It works

Issue 12-2023



Properties

Plates without hinges

Profiled plates

Screwed plates and baffle elements

Customer-specific design

Benefits

Great durability

Great stability

Easy to service

Best possible addressing of requirements

Application

KNOLL slat band conveyors P-L-40 are plants for transporting laser, punching and sheet metal parts.

- Decentral use on individual and interlinked machine tools
- Central use for waste disposal from machine groups and entire production areas
- Suitable for transporting sheet metal parts for laser cutting, punching, nibbling and bulk goods
- Suitable for dry processing

Description

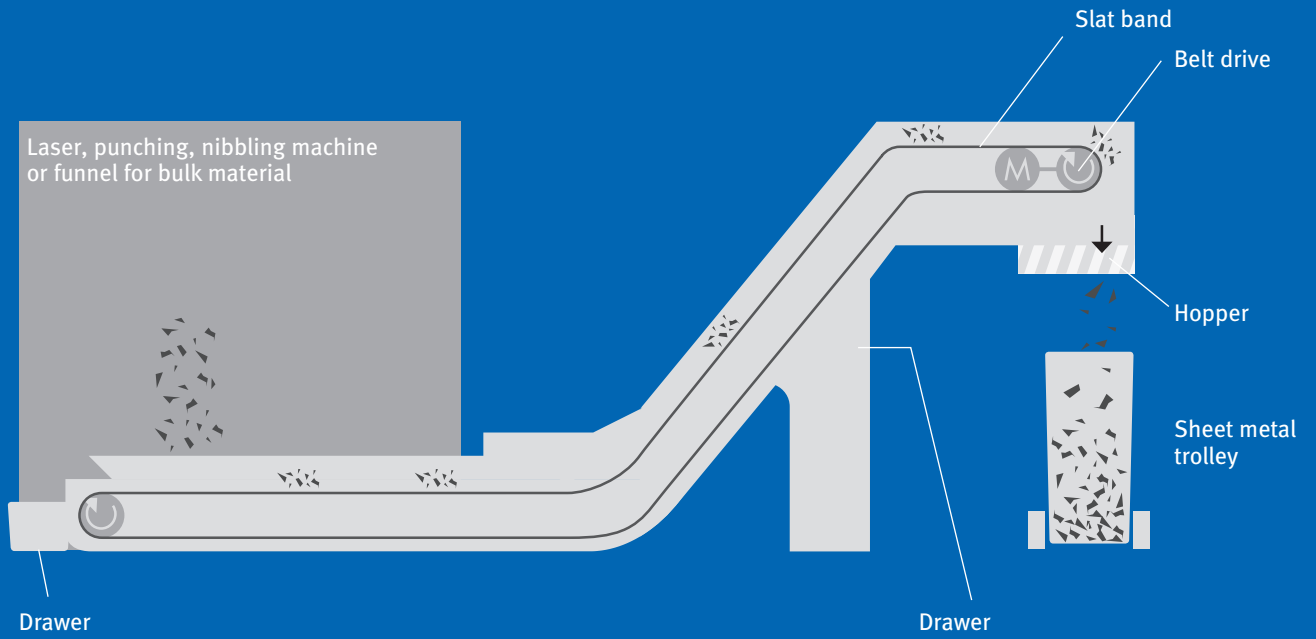
Main functions

1. Collecting of the parts
2. Transporting of the parts to the discharge point on the upper belt span

Continuous slat band

- 2 roller chain strands that are screwed together with steel plates via consoles
- Positively-driven chain circulation
- Tensioning through easy adjustment of the bearing retainers

Scheme



Equipment

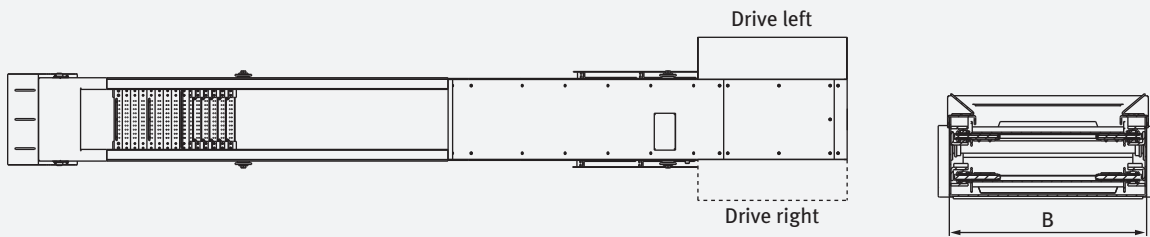
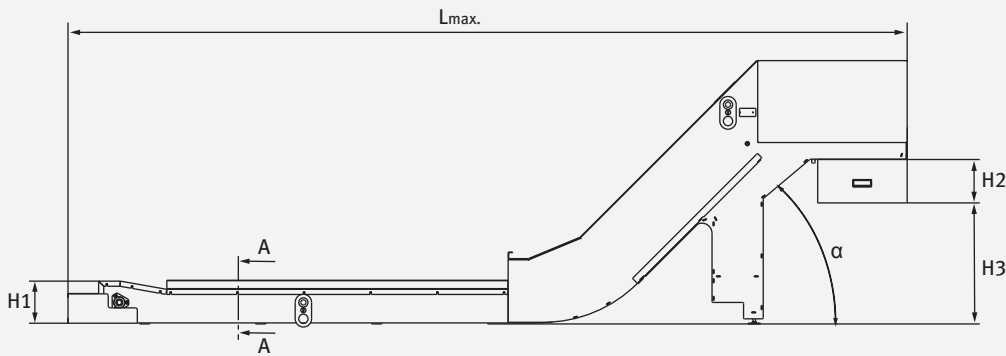
Slat band	●
Belt drive (attachable gear motor)	●
Drawers	●
Belt-drive control with limit switch	○
Lubricator (for dry processing)	○
Support	○
Hopper	○
Sheet metal trolley	○
Control	○

- Standard equipment
- Option

P-40-L

KNOLL Maschinenbau GmbH
 Schwarzachstraße 20
 DE-88348 Bad Saulgau
 Tel. +49 7581 2008-0
 Fax +49 7581 2008-90140
 info.itworks@knoll-mb.de
 www.knoll-mb.com

Dimensions and technical data



Type	Chain pitch	B ⁴	H1	H2	H3	α (°)	L max ³
P-40-L	40	220-260-300-340-400-450-500-600-680-750-850-1040	min. 209	150 ¹ 550 ² 850 ²	- ≤ 1150 ≥ 1150	0-30-45	9 m

Dimensions without units given in mm.
 Dimensions H1, H2 and H3 as requested.

- ¹ Discharge DIN EN ISO 16090-1
- ² Discharge DIN EN 618
- ³ Approximation value
- ⁴ Other dimensions on request

Driving power 0.25 kW